




Warehouse Manager

sage 200

Datalinx is seen as a centre of excellence for warehouse management systems that are embedded not just within Sage 200 itself but also within the business logic of the Sage 200 system.

Datalinx supply warehouse application software for Sage systems. We are passionate about this and our expertise expands beyond the Sage Developer community to include full certification to the Sage 200 Business Partner level. Our products are certified and approved for use with Sage 200 by Sage UKI. This means that we can converse with your Sage Partner at the highest technical and business process level.

This document will give you an insight into the Datalinx system functionality. Once you have reviewed it if you would like to see the system live and working in a Sage 200 environment, please call us. It would be a pleasure to show you the breadth of the functionality and the cost savings that can be made.



Modern warehouse systems must meet the high demands of the supply chain for reduced order to shipment times, with fewer staff and ideally no errors. **Datalinx Warehouse Manager for Sage 200**, certified and approved by Sage, utilises modern hand held barcode readers to guide, check, verify and record all physical inventory movements, updating Sage 200 in real time as the transaction happens.

Providing 75% warehouse efficiency gains

With lead times from order to customer delivery, becoming ever shorter, today's business must be able to continue to trade and ship goods whilst essential warehouse management tasks are completed.



Datalinx brings the processes of a large software system to the Sage 200 arena and enables new employees to work independently after just 30 minutes of training. The Datalinx hand held client which runs on the latest wireless mobile devices, guides users through the work processes and to product locations, instructing the user on which product to receipt, pick or count and from which location.

Dispatch 50% more orders with the same staff

Datalinx delivers a solution that reduces picking times, minimises errors, and through the use of barcode scanning increases the number of orders that can be dispatched. With consolidated picking, pack bench technology and courier integration the warehouse is empowered to meet the demand for greater efficiencies, as well as manage the increasing requirement for the supply chain to receipt and despatch greater volume of product, often with fewer lines per order and in a shorter turnaround time.

Reduce stock take time by 50%

Today's business must be able to continue to trade and ship goods, whilst essential warehouse management tasks are completed.

Whether for periodic stock takes or perpetual, Datalinx enables the count to take place with minimal disruption for the Sage 200 user. This includes the ability to stock take batch and serial numbered product.

No longer is it necessary to freeze all movements for the duration of the count. Datalinx Dynamic Stock Taking only requires movements to and from the bin being counted to be paused whilst the count of that specific bin occurs.



Industries benefiting from warehouse management



Warehouse Manager 200 Functionality

- Goods Receipt (Purchase Order Processing)
- Sales Order Pick
- Sales Order Packing
- Project Accounting
- Stock Take
- Transfers
- GS1 Functionality
- “Inners and Outers” Functionality
- Multiple Barcode Cross Reference Table
- Sales Order Rules and Methods Allocation
- Bartender Printer Labels
- Printing
- Dynamic Stock Taking
- Courier Integration
- Pack Bench and Despatch
- Manufacturing Suite
 - Works Order Picking
 - Works Order Completion

Inventory accuracy of 99%

Accuracy of receipt, put away, and picking, improves from a typical 90% with a paper based system to 99.9% when using Datalinx systems. The associated reduced requirements for stock take and stock reconciliation, provide a realistic return on investment of less than 12 months.

Warehouse Manager functionality can be categorised into four key areas of operations:

- Inbound
- Outbound
- Transfers
- Counts

Inbound

Introduction of the Datalinx Warehouse Manager for Sage 200 application at the inbound process delivers the ability to rapidly and accurately receive stock, instantly making stock balance changes available to relevant users. It ensures that the business rules and processes required by Sage 200 are followed and form a fundamental part of the system.

Inbound transactions occur at any time when stock or raw materials arrive at the warehouse. This may be against Sage 200 purchase orders, works order receipts, stock returns or stock arriving without a corresponding Sage 200 transaction.

To achieve accurate stock levels within the warehouse, it is critical that all inbound receipts are captured and recorded into the warehouse system.

This is standard functionality within Datalinx Warehouse Manager 200; capturing not only quantities but where required SSCC codes, batch and serial numbers, best before dates etc., the corresponding Sage 200 transaction records are updated and where required product can be labelled with this information.

Outbound

Typically stock is moved outbound against Sales or Works Orders, however for those using Sage Project Accounting, standard software within Datalinx Warehouse Manager allows stock to be issued, whether Sales, Works or Project Ordered. A given pick can be completed by one or many pickers and an option to wave pick is available. Standard functionality also includes full batch traceability or the ability to just record serial numbers on dispatch.

During a sales order pick, the Datalinx Warehouse Manager for Sage 200 application can “re-allocate” stock to sales orders based on a number of “warehouse specific” criteria, such as:

- Pick from a single batch
- Only pick orders where all lines can be fulfilled
- Pick from the fewest bins
- Pick based upon “Active Life On Receipt” ALOR

This ability to re-allocate stock based on picking rules and customer requirements delivers a unique level of flexibility in a Sage 200 environment. Where packing benches and in particular wave picking is deployed, facilities exist to check and confirm the pick prior to despatch.

The outbound movement of stock from a business is often the most complex area of any warehouse implementation. Datalinx provide a highly versatile tool set to help facilitate ease of implementation, product and pallet labelling to SSCC and GS1 standards and a courier interface for the final stage of dispatch.

Consolidated and Wave Picking

Extending the power of Sage 200, Datalinx Warehouse Manager for Sage 200 provides the user with:

- The ability to consolidate a number of orders to be picked at the same time before being taken to a pack and despatch area.
- The option to pick orders in waves with each order assigned a specific tote bin that products are placed in during the pick.



With each of these functions the user is directed to pick multiple orders in a single walk around the warehouse, guided by the hand held terminal through the process and confirming each of the picks as they are completed.

Labelling

Whether stock is labelled as it comes into the business or, as palletisation occurs, at the point of manufacture or, during the dispatch process when courier and carton labels are required, Datalinx provides the ability for a business to produce custom labels to meet the customer specification.

Where pallets require SSCC or GS1 logistics labels these requirements are fully embedded within Datalinx warehouse Manager for Sage 200. To underpin this capability Warehouse Manager 200 has been verified through GS1 solution certification and GS1 Barcode Accreditation providing reassurance that industry standards are attained.

For:	Supplied by:
Abbey Retail Ltd	HOMESTYLE KITCHENS
16 Church Lane	Unit 128
Lochside	Weston Park
Midlothian	Bishopthorpe
	YORK
	YO23 6NS

SSCC:	NET WEIGHT:
450345670012349003	25 Kg
CONTENT:	COUNT:
50234567890100	1
BATCH/LOT:	USE BY DATE (DD-MM-YYYY):
00010	30-06-2016
SHIP TO LOC:	
5024567890121	

(410) 5024567 89012 1

(17) 160630 (3300) 000025 (10) 00010 (37) 1

(00) 4 5034567 001234900 3 (02) 5 0234567 89010 0

Pack Bench

The **pack bench functionality** provides warehouse users with a simple and cost-effective way to reduce errors at the point of packing, which ensures that orders are fulfilled correctly first time, every time. Where a business needs to capture batch or date details of products being shipped, then 'Pack Bench' can record by scanning, this information for a given order.

Users can either scan or enter product details against a Sage generated order to ensure the correct items have been placed.



The Datalinx **Courier Interface** automates the collection and despatch process of producing shipping labels and courier manifest by the successful integration to the major courier systems. It reduces the time taken to register shipments for despatch and produce labels, negating the need to manually 'key in' existing or known details.

Having packed a parcel Warehouse Manager for Sage 200 will print a despatch note based on the contents that were scanned into the package.

This despatch note can include a barcode of the sales order reference, which can be scanned to upload the order details to the chosen courier printing labels and courier manifest as appropriate.



How to Further Reduce Despatch Processing Time

To speed up the shipment process Datalinx '**Rules and Methods**' can be applied to sales orders, to restrict the choice of courier before the consignment details are passed into MetaPack for final assignment.

These rules may include (but are not limited to):

- Weight of the consignment
e.g. If weight is less than xxkg use Royal Mail
- The originating website / web store
- The destination, e.g. if destination is Isle of Man use FedEx
- Order value
- Signature required, etc.



High Volume Shipping

The Datalinx Courier Interface is proven to reduce despatch process times, especially for those customers with high order volumes. It is able to group consignments to enable bulk orders to be efficiently managed, whilst still providing a degree of flexibility for system administrators to change details should additional or reduced information be required.

“ The Datalinx system has reduced the number of miss picks and the number of returns has significantly dropped, cutting our costs on re-shipping and freeing up customer service and warehouse staff. **”**

Dynamic

Dynamic Stock Take enables true perpetual inventory, and stock taking to take place with minimal disruption. No longer is it necessary to freeze all movements for a day or days.

A 'snapshot' of stock is only taken at the moment in time that a 'bin location' is counted, allowing other warehouse operations to continue unimpeded. Effectively movements to and from the specific bin are frozen for the few moments that the bin is counted. This functionality also allows multiple users to work efficiently together to count stock on the same card without duplicating counts.

In a continuation of standard Warehouse Manager for Sage 200 functionality, activities in progress on the hand held utilise '**traffic light**' colours, showing product, not counted, in progress and



Audit

Dynamic Stock Taking provides the ability to print both the card and hard copies of the **full audit trail**, functionality that is not available within Sage 200.

The business now has information such as:

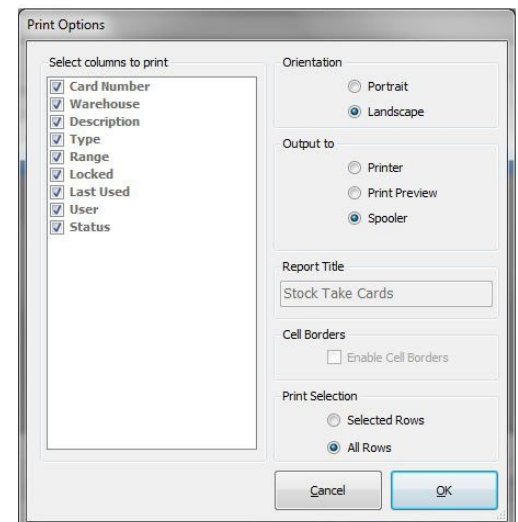
- Who created the card
- Who adjusted stock levels in Sage
- Who checked the stock
- Who posted the stock count
- Which warehouse user counted the stock
- Details of the cards created (bin, item, product group)
- Time stamps

Custom Stock Take Cards

By utilising Sage reports custom stock count cards can be created across an extensive set of criteria and product groups, including, but not limited to: problem areas within the warehouse, product trends, season lines and bin locations.

Sample cards could be based on:

- Highest value items
- 10 fastest moving lines
- Batch and serial number items
- By warehouse aisle
- Items sold within a set period
- Batch items older than 6 months



“ Previously we had to shut down for 3 days, now we run a perpetual stock take with no disruption to the business. ”

Typically cards are based on:

- Bin:** Allows the user to select which bins to count.
- Product:** Allows the user to choose specific products to be counted.
- Product Group:** Allows the groups defined in Sage to be selected to become the range for the card.

Batch and Serial Number Counts

Batch and serial numbers are counted via scans, and this can be reviewed in Sage prior to posting.

The ability to write on/off of specific batch/serial numbers is controlled by the stock taking module, rather than being manually managed in Sage or the oldest batch written off.

Blind Count

The stock count on the scanners is a guided count based on the 'ranges' set when the card was created. The user is not told the expected quantity, only the products and batches that require counting.

Card Check

Dynamic Stock Taking has been designed to provide a series of checks through the count to ensure it is carried out correctly.

During a bin count additional lines found within a bin can be added, providing the found product exists as a product on the stock file.

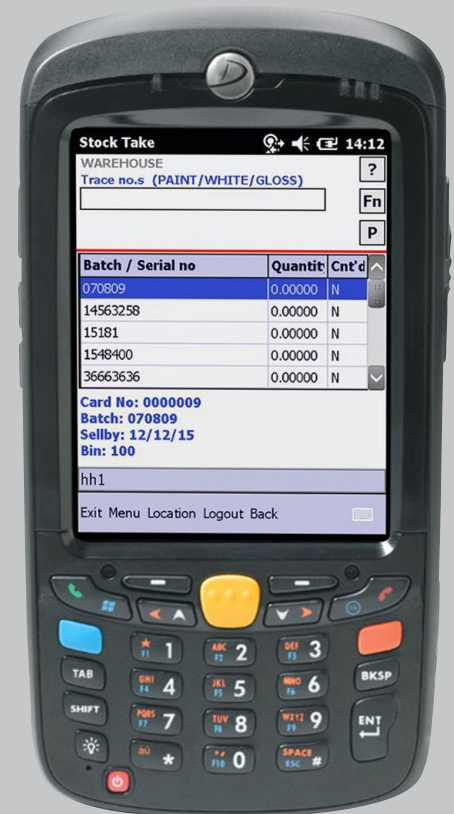
Reconciliation routines will highlight variances, incomplete counts and bins not counted.

Learned Custom Cards

New cards can be created based on selections from existing cards and allows users to copy a current card and then edit the range of items. This is beneficial where problem items may have been found or if a recount is required of selected items from a previous stock take card.

Reporting Count Errors

The Warehouse Manager for Sage 200 screens within Sage 200 will report errors found providing the option to review or request re-counts before adjusting current figures.



The **Datalinx Manufacturing Suite** automates the issuing of materials by the use of hand held RF (radio frequency) terminals which scan items as they are issued or receipted into the production process. Where required, they enable the capture of batch, date and serial numbers of components and assemblies.

Users are provided with the ability to:

- Scan the issue of required raw materials or product to Works Orders within the Sage 200 Manufacturing suite.
- Pick component items against a Sage 200 Bill of Materials, as found within the Sage 200 Commercial suite.

The Datalinx Manufacturing Suite provides two core functionality options:

Works orders

- Issues
- Order Completion

Bill of materials

- Allocation Pick
- BOM Completion

Works Order Issues (for Sage Manufacturing)

Within the Datalinx Manufacturing Suite a warehouse or shop floor operative has the ability to view and process Works Order picking files for Works Orders with allocated stock.

This is achieved through the use of a hand held terminal integrated to Datalinx Warehouse Manager for Sage 200 which in turn updates Sage 200 in real time.

Relevant material items on the Works Order are displayed on the hand held terminal, together with the location and required quantity.

If stock items in Sage 200 are configured to necessitate the capture of further details, such as serial, batch numbers, use by or sell by date information, then the hand held terminals will request and confirm details during the picking process.

Works Order Completion

As each Works Order is completed, or part completed, Datalinx Manufacturing automatically updates Sage 200 Manufacturing and either removes the order from the hand held screen or retains the Works Order as part complete until it is completed or closed.

Datalinx Manufacturing automatically updates the Works Order status in Sage 200 reflecting status change in real time.



Works Order Issues - Features and Benefits

Batch and serial number traceable items

Picking of batch and serial number traceable items as well as non-traceable items.

When required, additional traceable elements such as 'sell by dates W and batch attributes are prompted for.

Follows the Sage settings.

Assign on despatch and Assign on allocation

Assign on despatch allows the user to pick any batch or serial numbered item from the allocated bin.

Assign on allocation forces the user to pick specifically allocated batch or serial numbers.

Part issuing of stock

Allows part issue of components as standard, updating the status in Sage 200 to 'part issued'.

Provides dynamic updates on stock levels and greater control.

Sage status updates - Issued

When all lines on a Works Order have been issued the Works Order is automatically removed from the corresponding hand held menu and the Sage status immediately updated to 'issued'.

Sage set up and rules

Sage 200 stock set up and rules are always followed, maintaining stock integrity and accuracy.

Raw materials are issued based on standard Sage 200 rules and settings.

Enables all required Sage 200 stock data to be captured at point of picking and issuing to the works order.

Batch or serial tracked items

Users are enabled to choose any batch or serial tracked items from a bin rather than locating specific batches or serial numbers in the location.

Traceability

Provides full traceability management as users are forced to locate a specific batch or serial number within the bin location.

Stock visibility

Gives stock status visibility immediately within the Sage 200 database providing real time information to the whole of the business.

Part issues

These are visible to all users to allow for more raw material stocks or sub-assemblies to be received into the business in order for further works orders issues to take place as required.

Works Order Completion - Features and Benefits

Real time Sage updates

As is standard with all Datalinx Warehouse Manager 200 functionality, Sage is updated in real time.

Part receipting

Within the works order completion functionality if line items need to be receipted in more than one transaction, i.e. several pallets of manufactured items, the operator can continue part receiving until the Works Order is fully completed.

Efficiency

The number of works orders that can be processed is increased, improving efficiency.

Bill of Materials Issues (for Sage Commercial) Features and Benefits

Interfaced to the Sage Bill of Materials module within the Sage 200 Commercial module.

Within Datalinx BOM there are two programs provided on the hand held scanner. The first allows picking against a BOM that has been created in Sage and has had stock allocated. The second allows the completed product to be booked into stock and into a bin location.

Batch and serial number traceable items

Traceable elements for serial tracked items, such as sell by dates, are prompted for following Sage 200 product set up.

Assign on despatch and Assign on allocation

Assign on allocation forces the user to pick specifically allocated batch or serial numbers.

Assign on despatch allows the user to pick any batch or serial numbered item from the allocated bin.

The settings in Sage for Assign on despatch or Assign on allocation are followed as standard and as per the Works Order functionality.

Allocation Pick

The Allocation Pick option allows for the picking of both traceable items (batch and serial numbers) as well as non-traceable items.

Sage set up and rules

Sage 200 stock set up and rules are always followed, maintaining stock integrity and accuracy going into the manufacturing process.

Batch or serial tracked items

Users are enabled to choose any batch or serial tracked items from a bin rather than locating specific batches or serial numbers in the location.

Traceability

Provides full traceability management as users are forced to locate a specific batch or serial number within the bin location.

Stock visibility

Enables all required Sage 200 stock data to be captured at point of picking and issuing to the works order.

“ We recently dispatched 250,000 units. Without Warehouse Manager that would have been unheard of and that's with the same level of staff who previously could only dispatch 100,000 units.

”

Project Accounting

The Datalinx Warehouse Manager Project Accounting module allows hand held scanners to manage stock picks, issues and returns efficiently, allowing stock to be issued and costed to projects. As is standard with all Datalinx systems, the data input is confirmed in real-time via the wireless network directly into Sage 200.

Functionality

The **Project Accounting** module is accessed through screens on the hand held barcode scanners. System integration follows standard Datalinx practice with real time updates via the wireless network directly into Sage 200.

Datalinx Project Accounting records and tracks:

- Issue of free stock to a project and project item
- Issue of pre-allocated stock to a project
- Return of items from a project into stock

Stock issues to a project may be from either free stock or allocated stock.

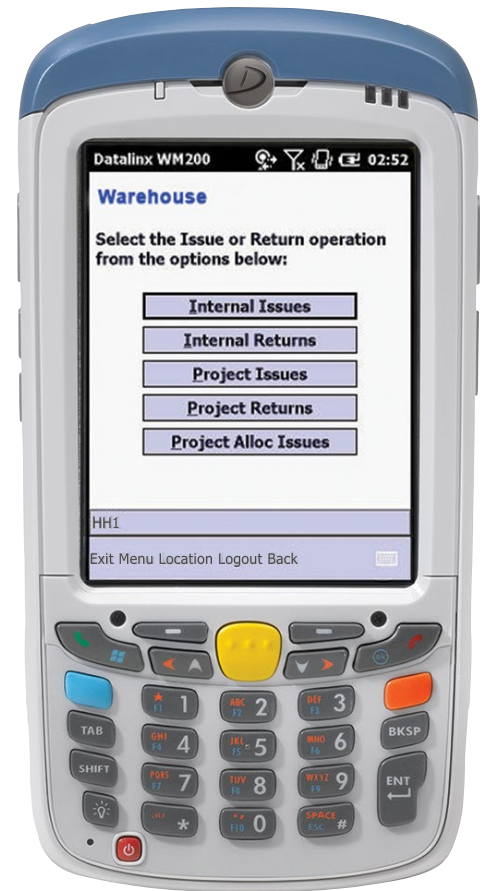
The stock movement/audit trail includes employee and records transaction date and time.

Project Specific Transactions

When free stock is issued to a project, all movements and quantity changes are recorded by scanning product barcodes with standard Datalinx hand held devices. The resulting inventory and project details are updated into Sage at the time of the transaction with no delay or additional paperwork required.

Stock returns are recorded via the hand held barcode scanners and Sage is updated in real time. This enables stock to immediately become accessible for issue and use in alternate projects.

Where configured within Sage 200 product records, all transactions for products that are set to be serial and batch tracked will follow Sage rules. Transaction details and traceability information are updated into Sage in real time and are automatically recorded against the nominated project and Sage listed stock availability.



Batch and Serial Tracked Products

When batch or serial tracked products are required, these can be picked by hand helds which will guide the picker to specific bins following standard Sage rules.

Details of items receipted into stock on a purchase order against a specific project are automatically updated into Sage 200. Cost postings will follow the settings on the original purchase order.

Field names on the handsets can be tailored to reflect individual warehouse terminology.

As is standard when processing an issue or return, Datalinx Project Accounting functionality will request confirmation of:

- Stock item
- Pick bin/put away bin
- Project code
- Project item
- Stock quantity
- Any relevant traceable item information



Sage Platinum Partner

A Sage Platinum Developer Partner is the highest tier available to developers of solutions which extend and enhance Sage products.


As an early adopter of the Sage ISV Product Certification program, Warehouse Manager for Sage 200 has been accredited since 2012. It has been independently tested as compatible with the latest Sage release, ensuring that our customers can upgrade their Sage system and are not restricted to running older versions of Sage.



Sage Certification

This coveted award is only granted to those applications that demonstrate true integration and are not just an "add-on" to Sage.

Certification must be renewed annually ensuring that those businesses who achieve this accolade maintain the level of development to make certain that the end user does not find themselves in a position whereby they cannot upgrade the core Sage system.



Sage Innovation

This is a highly prestigious Sage Developer award and recognises the innovation of Datalinx and the complex integration of Warehouse Manager into the core Sage 200 system, as well as the value and efficiency it delivers to the Sage user.

Sage Innovation Award

Finalist 2014

Sage 200 Accreditation

Whilst specialist in Warehouse Management Datalinx continually invest in our development and support team to ensure that they achieve the same accreditation and understanding of the Sage 200 system as the Sage Business Partners.

Sage 200 Suite

Accredited

This enables our team to apply their knowledge of warehousing against the business processes and procedures of Sage 200. We understand how our clients systems work and their requirements, not just how to optimise the running of a warehouse.

www.datalinx.co.uk
enquiries@datalinx.co.uk
Tel: +44 (0) 1342 324469

